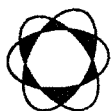


ภาคผนวก จ

เอกสารสอบเทียบเครื่องมือที่ใช้ในการตรวจวิเคราะห์
(Calibration)

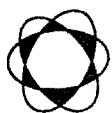




Thai Environmental Technic Limited
บริษัท เทคโนโลยีสิ่งแวดล้อมไทย จำกัด

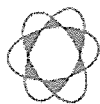
ตารางการสอบเทียบเครื่องมือที่ใช้ในการตรวจวัดและวิเคราะห์

Item	Description	Parameter	List of Equipment	Equipment No.	Calibration	Next Calibration
1.	Stack Air	Particulate	Dry Gas Meter/SK25EX	S/N 1173	14/02/2023	February 2024
			Digital Barometer/PHB-318	S/N B011410	25/05/2023	May 2024
			Digital Thermometer/DP-52	S/N L411635	03-13/03/2023	March 2024
			Electronic Balance/METTLER TOLEDO	S/N 1116392227	11/04/2023	April 2024
			Gas Analyzer/(E-instrument)/E6000-5DS	S/N 1339	07/01/2023	January 2024
2.	Ambient Air	NO _x as NO ₂	Gas Analyzer/(E-instrument)/E6000-5DS	S/N 1339	07/01/2023	January 2024
			ORIFICE TRANSFER STANDARD/Tisch	S/N 0068	21/09/2022	September 2023
		SO ₂	High Volume Air Sampler/TET	S/N TSP-No.18	05/07/2023	July 2024
			High Volume Air Sampler/TET	S/N TSP-No.3	04/07/2023	July 2024
		TSP	High Volume Air Sampler/TET	S/N TSP-No.32	05/07/2023	July 2024
			High Volume Air Sampler/TET	S/N TSP-No.40	05/07/2023	July 2024
			Electronic Balance/METTLER TOLEDO	S/N 1116392227	11/04/2023	April 2024
		PM-10	ORIFICE TRANSFER STANDARD/Tisch	S/N 0068	21/09/2022	September 2023
			High Volume Air Sampler/TET	S/N PM10-No.2	04/07/2023	July 2024
			High Volume Air Sampler/TET	S/N PM10-No.3	04/07/2023	July 2024
			High Volume Air Sampler/TET	S/N PM10-No.17	05/07/2023	July 2024
			High Volume Air Sampler/TET	S/N PM10-No.12	04/07/2023	July 2024
		SO ₂	Electronic Balance/METTLER TOLEDO	S/N 1116392227	11/04/2023	April 2024
			CERTIFICATE OF ANALYSIS : Linde	S/N 118310	19/09/2019	September 2023
			SO _x Analyzer/API 100A	S/N 195	10/05/2023	November 2023
			SO _x Analyzer/API 100E	S/N 2658	10/05/2023	November 2023
			SO _x Analyzer/Teledyne 100E	S/N 064	16/05/2023	November 2023
		NO ₂	SO _x Analyzer/Teledyne 100EH	S/N 126	11/05/2023	November 2023
			CERTIFICATE OF ACCURACY : Linde	S/N A009625K	18/08/2021	August 2023
			SO _x Analyzer/API 100A	S/N 1982	10/05/2023	November 2023
			NO _x Analyzer/API 200A	S/N 1978	10/05/2023	November 2023
		WS & WD	NO _x Analyzer/API 200A	S/N 542	10/05/2023	November 2023
			NO _x Analyzer/Teledyne 200E	S/N 974	12/05/2023	November 2023
			Wind speed and wind direction/Weather Wizard III	S/N WE00405A32	18/08/2023	August 2024



ตารางการสอบเทียบเครื่องมือที่ใช้ในการตรวจวัดและวิเคราะห์ (ต่อ)

Item	Description	Parameter	List of Equipment	Equipment No.	Calibration	Next Calibration
3.	Sound Level	Leq 24 hr	Sound Level Calibrator/TENMARS TM-100	S/N 181203570	16/01/2023	January 2024
4.	Occupational Safety and Health	Leq 8 hr	Integrated Sound Level/ACO 6226	S/N 160097	24/06/2023	31/07/2023
			Integrated Sound Level/ACO 6226	S/N 160204	24/06/2023	31/07/2023
			Sound Level Calibrator/TENMARS TM-100	S/N 181203570	16/01/2023	January 2024
5.	Water	Temperature	Integrated Sound Level/ACO 6226	S/N 160213	24/06/2023	31/07/2023
			Integrated Sound Level/ACO 6226	S/N 160215	24/06/2023	31/07/2023
			pH Meter/Horiba	S/N B06D0012	01/11/2023	November 2024
		TDS	pH Meter (Temperature)/Horiba	S/N B06D0012	01/11/2023	November 2024
			Electronic Balance/METTLER TOLEDO	S/N 1116392227	11/04/2023	April 2024
		TSS	Electronic Balance/METTLER TOLEDO	S/N 1116392227	11/04/2023	April 2024
		DO	DO Meter/HORIBA	S/N D75J0013	14/01/2023	January 2024
		Oil & Grease	Electronic Balance/METTLER TOLEDO	S/N 1116392227	11/04/2023	April 2024
			Spectrophotometer/PerkinElmer	S/N 365K9042909	18/08/2023	August 2024
		Phosphate-Phosphorus	ICP394/PerkinElmer/OPTIMA8000	S/N 078N1310024C	29/09/2023	March 2024
		Pb	BOD Incubator	ID/N TET.LAB.BOD 05	11/04/2023	April 2024
		BOD	Spectrophotometer/PerkinElmer	S/N 365K9042909	18/08/2023	August 2024
		NO ₃ -N				



THAI ENVIRONMENTAL TECHNIC LIMITED
บริษัท เทคโนโลยีสิ่งแวดล้อมไทย จำกัด

CONTROL UNIT CALIBRATION

(Metric units , mm)

Date **14-Feb-23**

Initial Final Average
Barometric press, Pb **758.3** **758.4** **758.4** mmHg

Dry Gas Meter Data

Console No. **M50-05**

Metering System ID

DGM Number **1173**

DGM Model **SK25EX**

Reference Dry Gas Meter Data

Serial No. **913428**

Model. **S-110**

Correction factor(Yr) **0.997**

Last Calibration Data **30-May-22**

Orifice manometer setting ΔH mm H ₂ O	Ref .	DGM	Temperature (° C)				Time min	DGM Correction factor (Y)	ΔH@ mm H ₂ O
	DMG	Volume V _m Liters	Ref DGM T _r	Dry Gas Meter					
	Volume V _r Liters			Inlet T _i T _o	Outlet T _o	Avg T _m			
15.00	100.00	98.96	27.00	27.00	28.00	27.50	8.20	1.0077	46.3214
25.00	100.00	98.97	27.00	27.00	28.00	27.50	6.36	1.0066	46.4876
50.00	100.00	99.70	27.00	27.00	28.00	27.50	4.51	0.9968	46.8657
80.00	100.00	99.97	27.00	27.00	28.00	27.50	3.54	0.9913	46.3323
100.00	100.00	99.05	27.00	27.00	28.00	27.50	3.15	0.9986	45.9455

Average **1.0002** **46.3905**

Dued Date of Calibrate **14-Feb-24**

Calibrated by : Ydhis

Approved : Piyach B

Note: For Calibration Factor Y, the ratio of the reading of the calibration meter to the dry gas meter, acceptable tolerance of individual values from the average is ± 0.02 .

Note: For $\Delta H@$, Orifice pressure differential that equates to 0.75cfm (0.0212m³/min) at standard temperature and pressure, acceptable tolerance of individual values from the average is ± 0.2 inches (5.1mm)H₂O.



TECHNOLOGY PROMOTION ASSOCIATION (THAILAND-JAPAN)
CORPORATE SERVICES 3: EQUIPMENT CALIBRATION AND TESTING SERVICES
534/4 PATTANAKARN ROAD SOI 18, SUANLUANG, SUANLUANG, BANGKOK 10250
TEL. 0-2717-3000-24 FAX. 0-2719-9484



Certificate of Calibration

Certificate No. : 23P1667

Page : 1 of 2

Equipment : Digital Barometer

Manufacturer: Lutron

Model : PHB-318

Serial No.: B011410

ID No.: No.4

Condition As-Received: Used Item

Received Date: 24 May 2023

Calibration Date: 25 May 2023

Reference: 2305-0815WSC

Submitted by: Thai Environmental Technic Limited

Ambient Temperature: (23 ± 2) °C

Relative Humidity: (50 ± 15) %

Atmospheric Pressure: 1006 mbar

This certificate may not be reproduced other than in full,
except with the prior written approval of the head of
Corporate Services 3: Equipment Calibration and Testing Services.

1/6 Soi Ramkhamhaeng 145, Khwaeng/Khet Saphan Sung,
Bangkok 10240

Procedure used: The calibration was conducted by direct comparison method against Pressure Measuring Instruments Standard according to in-house calibration procedure CP-P10, using " DKD-R 6-1 ; Calibration of Pressure Gauges, Edition 03/2014 " as a guidelines.

Condition of this result of calibration

1.Reference standards instruments :

<u>Instrument</u>	<u>Model</u>	<u>Serial No.</u>	<u>Certificate No.</u>	<u>Due Date</u>
1) Standard Barometer	DPI142	1422505046	MP-0094-23	03 May 2024

2.This result of calibration was made on requested at the point specified by customer.

3.Scale and conversion factor is 1 kPa = 7.50062 mmHg

4.This result of calibration instrument was in absolute pressure.

5.This instrument was used clean air as pressure media.

6.This result of calibration was calibrated while opening the plug to vent the atmospheric pressure.

7.The certificate is valid only to the item calibrated on date and place of calibration.

8.This Certification is traceable to the International System of Unit maintained through:-

-National Institute of Metrology Thailand (NIMT)

Calibrated by : Suksan Khankaew

Issue Date : 26 May 2023

Approved Signatory :

Attapol P.
[] Phalinee Prabpaipal
[] Sura Suwannasri
✓ Attapol Panurach

B 0315718



Cert.No.: 23P1667

Page: 2 of 2

Result of calibration:- Without adjustment

Range : 730 mmHg to 770 mmHg

Function:- Absolute Pressure Measurement

Resolution : 0.1 mmHg

Increasing Pressure

Applied Pressure (mmHg)	729.90	739.90	749.89	759.89	769.89
UUC* Indication (mmHg)	730.6	740.6	750.6	760.6	770.6
Error (mmHg)	0.70	0.70	0.71	0.71	0.71

Decreasing Pressure

Applied Pressure (mmHg)	769.89	759.89	749.89	739.90	729.90
UUC* Indication (mmHg)	770.6	760.6	750.6	740.6	730.6
Error (mmHg)	0.71	0.71	0.71	0.70	0.70

The uncertainty of measurement was ± 0.23 mmHg

* UUC = Unit Under Calibration

The reported uncertainty of measurement was based on a standard uncertainty multiplied by a coverage factor $k = 2$, providing a level of confidence of approximately 95 %.

-000-

Attapol P.

a 1163290



TECHNOLOGY PROMOTION ASSOCIATION (THAILAND-JAPAN)
CORPORATE SERVICES 3: EQUIPMENT CALIBRATION AND TESTING SERVICES
534/4 PATTANAKARN ROAD SOI 18, SUANLUANG, SUANLUANG, BANGKOK 10250
TEL. 0-2717-3000-24 FAX. 0-2719-9484



Certificate of Calibration

Certificate No. : 23T437

Page : 1 of 2

Equipment : Digital Thermometer With Sensor

Manufacturer: Digicon

Model : DP-52

Serial No.: I.411635

ID No.: No.10

Condition As-Received: Used Item

Received Date: 17 February 2023

Calibration Date: 03 March 2023
to 13 March 2023

Reference: 2302-0659DSC

Ambient Temperature: (25 ± 3) °C

Relative Humidity: (50 ± 20) %

This certificate may not be reproduced other than in full,
except with the prior written approval of the head of
Corporate Services 3: Equipment Calibration and Testing Services.

Submitted by: Thai Environmental Technic Limited

1/6 Soi Ramkhamhaeng 145, Khwaeng/Khet Saphan Sung,
Bangkok 10240

Procedure used: Calibration were conducted using in-house calibration procedure CP-T01 according to comparison with Industrial Platinum Resistance Thermometer (IPRT) into liquid bath temperature controller and comparison with Standard Thermocouple (Type R/S) into high temperature furnace.
The temperature scale used was based on ITS-90.

Condition of this result of calibration

1. Reference standards instruments :

<u>Instrument</u>	<u>Model</u>	<u>Serial No.</u>	<u>Certificate No.</u>	<u>Due Date</u>
1) Black Stack Thermometer	1560	8C454	22I616	23 May 2023
2) PRT Scanner Module	2562	A01303	22I616	23 May 2023
3) Industrial PRT Probe	5627A	979442	22I616	23 May 2023
4) Digital Thermometer	1529	A4B760	22I1089	09 Sep 2023
5) Industrial Platinum Resistance Thermometer	5627	824302	22I1089	09 Sep 2023
6) Digital Multimeter	2700	4016315	22E3264	05 Oct 2023
7) Thermocouple Type S	TCS	TCS-002	TT-0125-22	28 Oct 2023

2. The certificate is valid only to the item calibrated on date and place of calibration.


3. This Certification is traceable to the International System of Unit maintained at:-

-National Institute of Metrology Thailand (NIMT)

Calibrated by : Sithinon Poomai

Issue Date : 17 March 2023

Approved Signatory :


[☒] Phalinee Prabpaipal

[☐] Chatchawan Khunpiluek

[☐] Wanlop Larpkurn

B 0310262



Cert. No.: 23T437

Page.: 2 of 2

Result of Calibration:-

Without Adjustment

Function: Temperature measurement for Channel T1

This equipment was connected with Thermocouple Type K S/N. 11005001 ID No. NO.10

Dimension of probe : Diameter 8 mm., Length 1030 mm. Sheath material : Stainless Steel

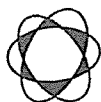
<u>Immersion</u> <u>Depth</u> (mm.)	<u>Standard</u> <u>Temperature</u> (°C)	<u>UUC*</u> <u>Reading</u> (°C)	<u>Error</u> (°C)	<u>Uncertainty</u> <u>of Measurement</u> (±°C)
180	200.0068	200.0	-0.0068	0.74
180	400.0035	399.8	-0.2035	1.4
150	600.02	600.1	0.0800	3.1

UUC* : Unit Under Calibration

The reported uncertainty of measurement was based on standard uncertainty multiplied by a coverage factor $k = 2$, providing a level of confidence of approximately 95%.

-o0o-

a 1152892



Thai Environmental Technic Limited
บริษัท เทคนิคสิ่งแวดล้อมไทย จำกัด

Portable Gas Calibration Report

Manufacturer : E-instruments
Instrument Model : E6000-5DS
Instrument serial no. : 1339
Instrument ID : 11

Date of Calibration: 7-Jul-23
Ambient Condition
Temperature (23±5 °C) : 25.0 °C
Humidity (55±15 % RH) : 50.0 % RH
Barometer (mmHg) : 758.4 mmHg

Standard gas References

Standard gas	Cylinder No.	Traceability	Due date
Oxygen (O ₂)	27906	Linde	August 4, 2023
Nitric Oxide(NO)	D025806	Linde	August 18, 2023
	D824524	Linde	August 22, 2025
Nitrogen Dioxide(NO ₂)	CC518873	Airgas	August 17, 2024
	CC518878	Airgas	August 18, 2024
Sulfur Dioxide (SO ₂)	D824500	Linde	October 11, 2024
	D271305	Linde	October 11, 2024
Carbon Monoxide(CO)	D824500	Linde	October 11, 2024
	D271305	Linde	October 11, 2024

Calibration Results

Parameter	Standard gas	Reading	Actual Error	Test Limit	Results
O ₂ (%vol)	0.0	0.0	0.0	±0.2 % vol	PASS
	13.9	13.9	0.0		
NO (ppm)	0.0	0.0	0.0	±5.0 ppm 0...100 ppm ±5% measured Value 101....5000 ppm	PASS
	199.0	203.0	4.0		
NO ₂ (ppm)	392.0	394.0	2.0		PASS
	0.0	0.0	0.0		
	40.1	40.0	-0.1		
SO ₂ (ppm)	82.2	83.0	0.8		PASS
	0.0	0.0	0.0		
	406.0	405.0	-1.0		
CO (ppm)	804.0	802.0	-2.0		PASS
	0.0	0.0	0.0		
	404.0	403.0	-1.0		
	793.0	792.0	-1.0		

Calibrate by:

Approved by:




TECHNOLOGY PROMOTION ASSOCIATION (THAILAND-JAPAN)
CORPORATE SERVICES 3: EQUIPMENT CALIBRATION AND TESTING SERVICES
534/4 PATTANAKARN ROAD SOI 18, SUANLUANG, SUANLUANG BANGKOK 10250
TEL. 0-2717-3000-29 FAX. 0-2719-9484



Cert.No.: 23MM160

Page.: 1 of 3

Certificate of Calibration

Equipment :	Electronic Balance
Manufacturer :	Mettler Toledo
Model :	AB204
Serial No. :	1116392227
ID No. :	TET.LAB.BAL01
Submitted by :	Thai Environmental Technic Limited 1/6 Soi Ramkhamhaeng 145, Khwaeng/Khet Saphan Sung, Bangkok 10240
Location :	Balance Room
Received order :	10 April 2023
Calibration Date :	11 April 2023
Ambient Temperature :	15 °C to 40 °C
Relative Humidity :	30 % to 90 %
Calibrated by :	Khit Ruttanaprapachai
Approved by :	 Approved Signatory
<input type="checkbox"/> Pornthippa Tameyakul <input checked="" type="checkbox"/> Malee Butkruea <input type="checkbox"/> Suwit Imjai	
Issue Date :	25 April 2023

The Uncertainties are for a confidence probability of approximately 95%

This certificate may not be reproduced other than in full, except with the prior written
Approval of the head of Corporate Services 3 : Equipment Calibration and Testing Services.

A 0053464



Equipment : Electronic Balance
Condition As-Received : Used Item
Reference : 2304-0146OC-12
Procedure used :-

Cert.No.: 23MM160

Page: 2 of 3

Calibration were conducted using in-house calibration procedure CP-OB01 according to direct measurement method against standard weight.

Condition of this result of calibration

1. Reference standard instruments:-

Instruments	Model	Serial No.	ID No.	Test report No.	Due date
1) Standard Weight Set (E2)	15884	24053	70RC007	MM-0010-22	20 Jan 2024

2. This certificate is valid only to the item calibrated on date and place of calibration.
3. This result of calibration was made on requested at the point specified by customer.
4. This certificate is not certified for any commercial transaction.
5. This certification is traceable to the International System of Unit.

Result of calibration () Without Adjustment (*) After Adjustment by External Calibration

Range capacity : 0 g to 210 g Resolution 0.0001 g

Before Adjustment :

Applied Weight	Balance Reading	Correction	Measurement Uncertainty	Coverage Factor
(g)	(g)	(g)	(\pm mg)	(k)
100	99.9982	+0.0018	0.18	2.00
200	199.9965	+0.0035	0.29	2.00

After Adjustment :

1. **Determination of the standard deviation of weighing machine** (n = 10)

Applied Weight	Standard Deviation
(g)	of Reading (g)
100	0.00007
200	0.00007

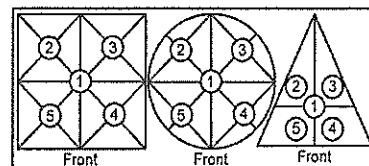
Malu



Equipment : Electronic Balance
Condition As-Received : Used Item
Reference : 2304-0146OC-12
Result of calibration

Cert.No.: 23MM160

Page: 3 of 3



2. Effect of off center loading

A mass of 100 g was placed to various position on the pan.
The weighing machine reading error obtained is given in the table

Position 1 (g)	Position 2 (g)	Position 3 (g)	Position 4 (g)	Position 5 (g)	Maximum difference between off-center and central loading (g)
-0.0002	-0.0002	-0.0003	-0.0003	-0.0002	0.0001

3. Departure from nominal value

Applied Weight (g)	Balance Reading (g)	Correction (g)	Measurement Uncertainty (\pm mg)	Coverage Factor (k)
Unload	0.0000	0.0000	0.14	2.11
0.01	0.0100	0.0000	0.14	2.11
0.1	0.1001	-0.0001	0.14	2.11
0.5	0.5000	0.0000	0.14	2.11
1	1.0001	-0.0001	0.14	2.11
5	5.0000	0.0000	0.14	2.11
10	9.9999	+0.0001	0.14	2.11
25	24.9998	+0.0002	0.15	2.07
50	49.9998	+0.0002	0.16	2.05
100	99.9999	+0.0001	0.18	2.00
200	200.0000	0.0000	0.29	2.00

The reported uncertainty of measurement was based on a standard uncertainty multiplied by a coverage factor k , providing a level of confidence of approximately 95 %.

-o0o-

Malu

Certificate of Calibration

Calibration Certification Information			
Cal. Date: September 21, 2022	Rootsmeter S/N: 438320	Ta: 296	°K
Operator: Jim Tisch		Pa: 748.3	mm Hg
Calibration Model #: TE-5025A	Calibrator S/N: 0068		

Run	Vol. Init (m3)	Vol. Final (m3)	ΔVol. (m3)	ΔTime (min)	ΔP (mm Hg)	ΔH (in H2O)
1	1	2	1	1.3760	3.2	2.00
2	3	4	1	0.9710	6.4	4.00
3	5	6	1	0.8730	8.0	5.00
4	7	8	1	0.8300	8.8	5.50
5	9	10	1	0.6870	12.7	8.00

Data Tabulation					
Vstd (m3)	Qstd (x-axis)	$\sqrt{\Delta H \left(\frac{Pa}{Pstd} \right) \left(\frac{Tstd}{Ta} \right)}$ (y-axis)	Va	Qa (x-axis)	$\sqrt{\Delta H \left(\frac{Ta}{Pa} \right)}$ (y-axis)
0.9870	0.7173	1.4080	0.9957	0.7236	0.8895
0.9828	1.0121	1.9912	0.9914	1.0211	1.2579
0.9806	1.1233	2.2262	0.9893	1.1332	1.4064
0.9796	1.1802	2.3349	0.9882	1.1907	1.4750
0.9744	1.4184	2.8160	0.9830	1.4309	1.7789
QSTD	m=	2.01042	QA	m=	1.25889
	b=	-0.03659		b=	-0.02312
	r=	0.99996		r=	0.99996

Calculations	
Vstd= $\Delta Vol((Pa-\Delta P)/Pstd)(Tstd/Ta)$	Va= $\Delta Vol((Pa-\Delta P)/Pa)$
Qstd= $Vstd/\Delta Time$	Qa= $Va/\Delta Time$
For subsequent flow rate calculations:	
Qstd= $1/m \left(\left(\sqrt{\Delta H \left(\frac{Pa}{Pstd} \right) \left(\frac{Tstd}{Ta} \right)} \right) - b \right)$	Qa= $1/m \left(\left(\sqrt{\Delta H \left(\frac{Ta}{Pa} \right)} \right) - b \right)$

Standard Conditions	
Tstd:	298.15 °K
Pstd:	760 mm Hg
Key	
ΔH:	calibrator manometer reading (in H2O)
ΔP:	rootsmeter manometer reading (mm Hg)
Ta:	actual absolute temperature (°K)
Pa:	actual barometric pressure (mm Hg)
b:	intercept
m:	slope

RECALIBRATION
US EPA recommends annual recalibration per 1998 40 Code of Federal Regulations Part 50 to 51, Appendix B to Part 50, Reference Method for the Determination of Suspended Particulate Matter in the Atmosphere, 9.2.17, page 30



Thai Environmental Technic Limited
บริษัท เทคโนโลยีสิ่งแวดล้อมไทย จำกัด

High Volume TSP&PM-10 Calibration Report

Location : Thai Environmental Tech

Site ID : Bangkok

Date : 5-Jul-23

ITEM : TSP

Serial No : (No.18)

Calibrate By : Pipat

Site Conditions

Barometric Pressure (mm Hg) : 760.00

Temperature (°C) : 25.0

Average Press. (mm Hg) : 750.8

Average Temp (°C) : 29.6

Corrected Pressure (mm Hg) : 760.0

Temperature (deg K) : 298.0

Corrected Average (mm Hg) : -

Average Temp: (Deg K) : -

Calibration Orifice

Make : Tisch

Qstd Slope : 2.01042

Model : TE-5025A

Qstd Intercept : -0.36590

Serial# : 0068

Calibration Due Date : 21-Sep-23

Calibration Information

Plate or Test #	ORIFICE (in H ₂ O)	Qstd (m ³ /min)	Indicate (CFM)	IC (corrected)	Linear Regression Slope : 30.0460 Intercept : 0.3184 Corr. Coeff : 0.9881 # of Observations: 5
1	12.50	1.941	60.0	57.00	
2	9.40	1.707	54.0	52.00	
3	7.20	1.517	50.0	48.00	
4	5.00	1.294	40.0	40.00	
5	3.00	1.044	30.0	30.00	

Calculations

$$Qstd = 1/m[\text{Sqrt}(H_2O(P_a/P_{std})(T_{std}/T_a))-b]$$

$$IC = I[\text{Sqrt}(P_a/P_{std})(T_{std}/T_a)]$$

Qstd = standard flow rate

IC = corrected chart response

I = actual chart response

m = calibrator Qstd slope

b = calibrator Qstd intercept

Ta = actual temperature during calibration (deg K)

Pa = actual pressure during calibration (mm Hg)

Tstd = 298 deg K

Pstd = 760 mm Hg

For subsequent calculation of sampler flow:

$$1/m((I[\text{Sqrt}(298/T_{av})(P_{av}/760)]-b)$$

m = sampler slope


b = sampler intercept

I = chart response

Tav = daily average temperature

Pav = daily average pressure

Calibrate By : 

Approve By : 

NOTE: Ensure calibration orifice has been certified within 12 months of use



Thai Environmental Technic Limited
บริษัท เทคนิคสิ่งแวดล้อมไทย จำกัด

High Volume TSP&PM-10 Calibration Report

Location : Thai Environmental Tech

Site ID : Bangkok

Date : 4-Jul-23

ITEM : TSP

Serial No : (No.3)

Calibrate By : Pipat

Site Conditions

Barometric Pressure (mm Hg) : 760.00

Temperature (°C) : 25.0

Average Press. (mm Hg) : 750.6

Average Temp (°C) : 28.2

Corrected Pressure (mm Hg) : 760.0

Temperature (deg K) : 298.0

Corrected Average (mm Hg) : -

Average Temp: (Deg K) : -

Calibration Orifice

Make : Tisch

Model : TE-5025A

Serial# : 0068

Qstd Slope : 2.01042

Qstd Intercept : -0.36590

Calibration Due Date : 21-Sep-23

Calibration Information

Plate or Test #	ORIFICE (in H ₂ O)	Qstd (m ³ /min)	Indicate (CFM)	IC (corrected)	Linear Regression Slope : 29.8558 Intercept : 0.1836 Corr. Coeff : 0.9932 # of Observations: 5
1	12.30	1.926	60.0	57.00	
2	10.00	1.755	54.0	52.00	
3	7.60	1.553	50.0	48.00	
4	5.00	1.294	40.0	40.00	
5	3.00	1.044	30.0	30.00	

Calculations

$$Qstd = 1/m[\text{Sqrt}(H_2O(P_a/P_{std})(T_{std}/T_a))-b]$$

$$IC = I[\text{Sqrt}(P_a/P_{std})(T_{std}/T_a)]$$

Qstd = standard flow rate

IC = corrected chart response

I = actual chart response

m = calibrator Qstd slope

b = calibrator Qstd intercept

Ta = actual temperature during calibration (deg K)

Pa = actual pressure during calibration (mm Hg)

Tstd = 298 deg K

Pstd = 760 mm Hg

For subsequent calculation of sampler flow:

$$1/m(I[\text{Sqrt}(298/T_{av})(P_{av}/760)]-b)$$

m = sampler slope

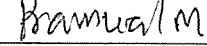
b = sampler intercept

I = chart response

Tav = daily average temperature

Pav = daily average pressure

Calibrate By : 

Approve By : 

NOTE: Ensure calibration orifice has been certified within 12 months of use



Thai Environmental Technic Limited
บริษัท เทคโนโลยีสิ่งแวดล้อมไทย จำกัด

High Volume TSP&PM-10 Calibration Report

Location : Thai Environmental Tech

Site ID : Bangkok

Date : 5-Jul-23

ITEM : TSP

Serial No : (No. 32)

Calibrate By : Pipat

Site Conditions

Barometric Pressure (mm Hg) : 760.00

Temperature (°C) : 25.0

Average Press. (mm Hg) : 750.6

Average Temp (°C) : 28.4

Corrected Pressure (mm Hg) : 760.0

Temperature (deg K) : 298.0

Corrected Average (mm Hg) : -

Average Temp: (Deg K) : -

Calibration Orifice

Make : Tisch

Model : TE-5025A

Serial# : 0068

Qstd Slope : 2.01042

Qstd Intercept : -0.36590

Calibration Due Date : 21-Sep-23

Calibration Information

Plate or Test #	ORIFICE (in H ₂ O)	Qstd (m ³ /min)	Indicate (CFM)	IC (corrected)	Linear Regression Slope : 29.9470 Intercept : 0.4184 Corr. Coeff : 0.9883 # of Observations: 5
1	12.50	1.941	60.0	57.00	
2	9.50	1.715	54.0	52.00	
3	7.20	1.517	50.0	48.00	
4	5.00	1.294	40.0	40.00	
5	3.00	1.044	30.0	30.00	

Calculations

$$Qstd = 1/m[\text{Sqrt}(H_2O(P_a/P_{std})(T_{std}/T_a)) - b]$$

$$IC = I[\text{Sqrt}(P_a/P_{std})(T_{std}/T_a)]$$

Qstd = standard flow rate

IC = corrected chart response

I = actual chart response

m = calibrator Qstd slope

b = calibrator Qstd intercept

Ta = actual temperature during calibration (deg K)

Pa = actual pressure during calibration (mm Hg)

Tstd = 298 deg K

Pstd = 760 mm Hg

For subsequent calculation of sampler flow:

$$1/m((I)[\text{Sqrt}(298/T_a)(P_{av}/760)] - b)$$

m = sampler slope

b = sampler intercept

I = chart response

Tav = daily average temperature

Pav = daily average pressure

Calibrate By : Pipat

Approve By : Pramual M.

NOTE: Ensure calibration orifice has been certified within 12 months of use



Thai Environmental Technic Limited
บริษัท เทคนิคสิ่งแวดล้อมไทย จำกัด

High Volume TSP&PM-10 Calibration Report

Location : Thai Environmental Tech

Site ID : Bangkok

Date : 5-Jul-23

ITEM : TSP

Serial No : (No. 40)

Calibrate By : Pipat

Site Conditions

Barometric Pressure (mm Hg) : 760.00

Temperature (°C) : 25.0

Average Press. (mm Hg) : 750.6

Average Temp (°C) : 28.9

Corrected Pressure (mm Hg) : 760.0

Temperature (deg K) : 298.0

Corrected Average (mm Hg) : -

Average Temp: (Deg K) : -

Calibration Orifice

Make : Tisch

Model : TE-5025A

Serial# : 0068

Qstd Slope : 2.01042

Qstd Intercept : -0.36590

Calibration Due Date : 21-Sep-23

Calibration Information

Plate or Test #	ORIFICE (in H ₂ O)	Qstd (m ³ /min)	Indicate (CFM)	IC (corrected)	Linear Regression Slope : 29.4911 Intercept : 1.2335 Corr. Coeff : 0.9818 # of Observations: 5
1	12.80	1.962	60.0	57.00	
2	9.20	1.691	54.0	52.00	
3	7.00	1.498	50.0	48.00	
4	5.00	1.294	40.0	40.00	
5	3.00	1.044	30.0	30.00	

Calculations

$$Qstd = 1/m[\text{Sqrt}(H_2O(Pa/Pstd)(Tstd/Ta)) - b]$$

$$IC = I[\text{Sqrt}(Pa/Pstd)(Tstd/Ta)]$$

Qstd = standard flow rate

IC = corrected chart response

I = actual chart response

m = calibrator Qstd slope

b = calibrator Qstd intercept

Ta = actual temperature during calibration (deg K)

Pa = actual pressure during calibration (mm Hg)

Tstd = 298 deg K

Pstd = 760 mm Hg

For subsequent calculation of sampler flow:

$$1/m((I)[\text{Sqrt}(298/Tav)(Pav/760)] - b)$$

m = sampler slope


b = sampler intercept

I = chart response

Tav = daily average temperature

Pav = daily average pressure

Calibrate By : 

Approve By : 

NOTE: Ensure calibration orifice has been certified within 12 months of use



Thai Environmental Technic Limited
บริษัท เทคนิคสิ่งแวดล้อมไทย จำกัด

High Volume TSP&PM-10 Calibration Report

Location : Thai Environmental Tech

Site ID : Bangkok

Date : 4-Jul-23

ITEM : PM10

Serial No : (No. 2)

Calibrate By : Pipat

Site Conditions

Barometric Pressure (mm Hg) : 760.00

Corrected Pressure (mm Hg) : 760.0

Temperature (°C) : 25.0

Temperature (deg K) : 298.0

Average Press. (mm Hg) : 750.8

Corrected Average (mm Hg) : -

Average Temp (°C) : 28.2

Average Temp: (Deg K) : -

Calibration Orifice

Make : Tisch

Qstd Slope : 2.01042

Model : TE-5025A

Qstd Intercept : -0.03659

Serial# : 0068

Calibration Due Date : 21-Sep-23

Calibration Information

Plate or Test #	ORIFICE (in H ₂ O)	Qstd (m3/min)	Indicate (CFM)	IC (corrected)	Linear Regression Slope : 35.1297 Intercept : 0.2092 Corr. Coeff : 0.9926 # of Observations: 5
1	12.00	1.741	60.0	60.00	
2	9.20	1.527	54.0	54.00	
3	7.20	1.353	50.0	50.00	
4	5.00	1.130	40.0	40.00	
5	3.00	0.880	30.0	30.00	

Calculations

$$Qstd = 1/m[\text{Sqrt}(H_2O(P_a/P_{std}))(T_{std}/T_a)] - b]$$

$$IC = I[\text{Sqrt}(P_a/P_{std})(T_{std}/T_a)]$$

Qstd = standard flow rate

IC = corrected chart response

I = actual chart response

m = calibrator Qstd slope

b = calibrator Qstd intercept

Ta = actual temperature during calibration (deg K)

Pa = actual pressure during calibration (mm Hg)

Tstd = 298 deg K

Pstd = 760 mm Hg

For subsequent calculation of sampler flow:

$$1/m((I)[\text{Sqrt}(298/T_a)(P_a/760)] - b)$$

m = sampler slope

b = sampler intercept

I = chart response

Tav = daily average temperature

Pav = daily average pressure

Calibrate By : 

Approve By : 

NOTE: Ensure calibration orifice has been certified within 12 months of use



Thai Environmental Technic Limited
บริษัท เทคนิคสิ่งแวดล้อมไทย จำกัด

High Volume TSP&PM-10 Calibration Report

Location : Thai Environmental Tech

Site ID : Bangkok

Date : 4-Jul-23

ITEM : PM10

Serial No : (No. 3)

Calibrate By : Pipat

Site Conditions

Barometric Pressure (mm Hg) : 760.00

Temperature (°C) : 25.0

Average Press. (mm Hg) : 750.8

Average Temp (°C) : 28.2

Corrected Pressure (mm Hg) : 760.0

Temperature (deg K) : 298.0

Corrected Average (mm Hg) : -

Average Temp: (Deg K) : -

Calibration Orifice

Make : Tisch

Qstd Slope : 2.01042

Model : TE-5025A

Qstd Intercept : -0.03659

Serial# : 0068

Calibration Due Date : 21-Sep-23

Calibration Information

Plate or Test #	ORIFICE (in H ₂ O)	Qstd (m3/min)	Indicate (CFM)	IC (corrected)	Linear Regression Slope : 34.3523 Intercept : 0.6343 Corr. Coeff : 0.9868 # of Observations: 5
1	12.50	1.777	60.0	60.00	
2	9.50	1.551	54.0	54.00	
3	7.20	1.353	50.0	50.00	
4	5.00	1.130	40.0	40.00	
5	3.20	0.908	30.0	30.00	

Calculations

$$Qstd = 1/m[\text{Sqrt}(H_2O(Pa/Pstd)(Tstd/Ta)) - b]$$

$$IC = I[\text{Sqrt}(Pa/Pstd)(Tstd/Ta)]$$

Qstd = standard flow rate

IC = corrected chart response

I = actual chart response

m = calibrator Qstd slope

b = calibrator Qstd intercept

Ta = actual temperature during calibration (deg K)

Pa = actual pressure during calibration (mm Hg)

Tstd = 298 deg K

Pstd = 760 mm Hg

For subsequent calculation of sampler flow:

$$1/m((I)[\text{Sqrt}(298/Tav)(Pav/760)] - b)$$

m = sampler slope

b = sampler intercept

I = chart response

Tav = daily average temperature

Pav = daily average pressure

Calibrate By : 

Approve By : 

NOTE: Ensure calibration orifice has been certified within 12 months of use



Thai Environmental Technic Limited
บริษัท เทคโนโลยีสิ่งแวดล้อมไทย จำกัด

High Volume TSP&PM-10 Calibration Report

Location : Thai Environmental Tech

Site ID : Bangkok

Date : 5-Jul-23

ITEM : PM10

Serial No : (No. 17)

Calibrate By : Pipat

Site Conditions

Barometric Pressure (mm Hg) : 760.00

Temperature (°C) : 25.0

Average Press. (mm Hg) : 750.8

Average Temp (°C) : 28.5

Corrected Pressure (mm Hg) : 760.0

Temperature (deg K) : 298.0

Corrected Average (mm Hg) : -

Average Temp: (Deg K) : -

Calibration Orifice

Make : Tisch

Model : TB-5025A

Serial# : 0068

Qstd Slope : 2.01042

Qstd Intercept : -0.03659

Calibration Due Date : 21-Sep-23

Calibration Information

Plate or Test #	ORIFICE (in H ₂ O)	Qstd (m ³ /min)	Indicate (CFM)	IC (corrected)	Linear Regression Slope : 34.2829 Intercept : 1.0003 Corr. Coeff : 0.9913 # of Observations: 5
1	12.00	1.741	60.0	60.00	
2	9.80	1.575	54.0	54.00	
3	7.20	1.353	50.0	50.00	
4	5.00	1.130	40.0	40.00	
5	3.00	0.880	30.0	30.00	

Calculations

$$Qstd = 1/m[\text{Sqrt}(H_2O(P_a/P_{std}))(T_{std}/T_a)] - b]$$

$$IC = I[\text{Sqrt}(P_a/P_{std})(T_{std}/T_a)]$$

Qstd = standard flow rate

IC = corrected chart response

I = actual chart response

m = calibrator Qstd slope

b = calibrator Qstd intercept

Ta = actual temperature during calibration (deg K)

Pa = actual pressure during calibration (mm Hg)

Tstd = 298 deg K

Pstd = 760 mm Hg

For subsequent calculation of sampler flow:

$$1/m((I[\text{Sqrt}(298/T_{av})(P_{av}/760)] - b)$$

m = sampler slope


b = sampler intercept

I = chart response

Tav = daily average temperature

Pav = daily average pressure

Calibrate By : 

Approve By : 

NOTE: Ensure calibration orifice has been certified within 12 months of use



Thai Environmental Technic Limited
บริษัท เทคโนโลยีสิ่งแวดล้อมไทย จำกัด

High Volume TSP&PM-10 Calibration Report

Location : Thai Environmental Tech

Site ID : Bangkok

Date : 4-Jul-23

ITEM : PM10

Serial No : (No. 12)

Calibrate By : Pipat

Site Conditions

Barometric Pressure (mm Hg) : 760.00

Temperature (°C) : 25.0

Average Press. (mm Hg) : 750.8

Average Temp (°C) : 28.2

Corrected Pressure (mm Hg) : 760.0

Temperature (deg K) : 298.0

Corrected Average (mm Hg) : -

Average Temp: (Deg K) : -

Calibration Orifice

Make : Tisch

Model : TE-5025A

Serial# : 0068

Qstd Slope : 2.01042

Qstd Intercept : -0.03659

Calibration Due Date : 21-Sep-23

Calibration Information

Plate or Test #	ORIFICE (in H ₂ O)	Qstd (m ³ /min)	Indicate (CFM)	IC (corrected)	Linear Regression Slope : 34.6658 Intercept : 0.5977 Corr. Coeff : 0.9937 # of Observations: 5
1	12.20	1.756	60.0	60.00	
2	9.20	1.527	54.0	54.00	
3	7.40	1.371	50.0	50.00	
4	5.00	1.130	40.0	40.00	
5	3.00	0.880	30.0	30.00	

Calculations

$$Qstd = 1/m[\text{Sqrt}(H_2O(Pa/Pstd)(Tstd/Ta))-b]$$

$$IC = I[\text{Sqrt}(Pa/Pstd)(Tstd/Ta)]$$

Qstd = standard flow rate

IC = corrected chart response

I = actual chart response

m = calibrator Qstd slope

b = calibrator Qstd intercept

Ta = actual temperature during calibration (deg K)

Pa = actual pressure during calibration (mm Hg)

Tstd = 298 deg K

Pstd = 760 mm Hg

For subsequent calculation of sampler flow:

$$1/m((I[\text{Sqrt}(298/Tav)(Pav/760)]-b)$$


m = sampler slope


b = sampler intercept

I = chart response

Tav = daily average temperature

Pav = daily average pressure

Calibrate By : 

Approve By : 

NOTE: Ensure calibration orifice has been certified within 12 months of use

Certificate Of Analysis
Special Gases Mixture

Customer Details

Name:

Thai Environmental Technic Ltd.

Address:

1/6 Soi Ramkhamhaeng 145,
Saphansoong, Saphansoong, Bangkok
10240

Customer Tag No.:

Certificate Details

Number:

3367/19

Date of Issue:

19-Sep-2019

Expiry date:

18-Sep-2023

Material Details

Production Order:

90155812

Material Code:

608400-SK-44

Cylinder No.:

118310

Gas content:

5.520 M³

Filling pressure:

145.0 bar

Valve:

CGA 660 SS

Cylinder Owner:

LINDE

Cylinder Material:

Spectra seal

Cylinder Size:

40.0 L

Laboratory Report

Analytical Result

Component	Normal Concentration	Analysis Result ¹	Uncertainty ²	Method of Analysis ³	Assay Date
Sulphur Dioxide In Nitrogen	40.0 ppm	41.4 ppm	± 1% relative	(6) I-PB-352	10-Sep & 19-Sep-19

Reference Standard used in Assay

Reference Standard
Sulphur Dioxide
In NitrogenCylinder number
1138235GConcentration
25.50±0.25 ppmExpiry date
7-Mar-2021

Analytical Instruments used in Assay

Instrument/Make/Model
FTIR Spectrometers Nicolet iS50Analytical Principle
FTIR-SO2Last Multipoint Calibration
10-Sep-2019

Recommend usage condition

Minimum utilization: 5% of actual content or before expire date whichever comes first.

Storage condition: Keep in well ventilation and secure area.

Comments

When reordering, please quote the material number

Note:

1. All results expressed in this report are on mole/mole basis, unless otherwise specified. The Assay of this Standard has been performed in accordance with the EPA Traceability Protocol EPA-600/R-12/531 for the Assay and Certification of Gaseous Calibration Standards using procedure G1
2. The reported expanded uncertainty is based on a standard uncertainty multiplied by a coverage factor k=2, providing a level of confidence of approximately 95%. The measurement of this material is traceable to the SI through the reference gas standard which is traceable to Swiss National Standard of Mass or other recognised national metrology institutes.
3. (1) Gas Chromatography, (2) Paramagnetic Oxygen Analyzer, (3) Electrochemical Oxygen Analyzer, (4) Electrochemical Moisture Analyzer, (5) Total Hydrocarbon Analyzer, (6) Other - Specified

Sukanya Parinyasontorn

Signatory for and on behalf of Linde (Thailand) Co., Ltd.

Page 1 of 1

This report shall not be reproduced except in full

PB-002/F006

Iss:H/2, 01 March 2018

บริษัท ลินเด (ประเทศไทย) จำกัด (มหาชน)

เบอร์โทรติดต่อฝ่ายขาย 0107537000785

ชั้น 15 อาคารทาวเวอร์ เอ 2/3 หมู่ 14 ถนนบางนา-ตราด กม. 6.5 ตำบลบางแก้ว

อ.บางพลี จ.สมุทรปราการ 10540 โทรศัพท์ (66) 2338-6100 โทรสาร (66) 2338-6333

โรงงานเวลโกรว์ : 105 หมู่ 5 ต.บางสนธิ์ อ.บางปะกง จ.ฉะเชิงเทรา 24180

โทรศัพท์ (66) 38.570-479-93

โทรสาร (66) 38.570-323

Linde (Thailand) Public Company Limited

PLC Registration no. 0107537000785

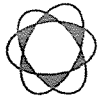
15th Floor, Bangna Tower A, 2/3 Moo 14, Bangna Trad KM. 6.5 Road, Bangkaew

Bangplee, Samutprakarn 10540, Tel (66) 2338-6100 Fax (66) 2338-6333

Wellgrow Plant : 105 Moo 5, T.Bangsamak, A.Bangpakong, Chachoengsao 24180

Thailand, Tel (66) 38.570-479-93

Fax (66) 38.570-323



Thai Environmental Technic Limited
บริษัท เทคโนโลยีสิ่งแวดล้อมไทย จำกัด

Analyzer Calibration Report

Calibrate Date : 10-May-23
Analyzer Type : SO₂
Brand : API
Model : 100A
Serial Number : 195 (No. 16)
Range : 500 ppb

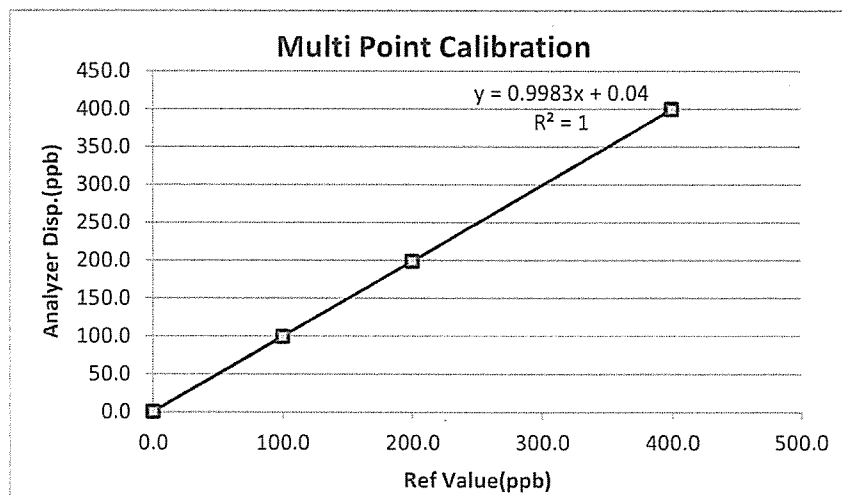
Temperature (°C) : 25 °C
Barometer (mmHg) : 760.0
Humidity (50±15 %) : 50.0 %RH
Dilutor : API M700 S/N 625
Zero Air : API M701 S/N 1926
Standard gas : 118310

Calibration of Span

Supply Gas	Ref Value(ppb)	Before of Span.(ppb)	After of Span.(ppb)	Abs% diff of Span
Zero	0.0	2.1	0.0	0.0
Span	400.0	413.0	400.0	0.00

Multi Point Calibration

Ref Value(ppb)	Analyzer Disp.(ppb)	Output Difference		
		Diff (ppb)	Percent Diff	Abs Percent Diff
0.0	0.4	0.4	0.00	0.10
100.0	99.8	-0.2	0.00	0.20
200.0	199.1	-0.9	0.00	0.45
400.0	399.7	-0.3	0.00	0.08
Average Diff (%)				0.21



Calibrate by:

Ydr S.

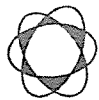
Approved by:

Piyachon B

แก้ไขครั้งที่ : 00

วันที่อนุมัติ 02/09/15

เลขที่แบบฟอร์ม : QF-QP16-06



Thai Environmental Technic Limited
บริษัท เทคนิคสิ่งแวดล้อมไทย จำกัด

Analyzer Calibration Report

Calibrate Date : 10-May-23
Analyzer Type : SO₂
Brand : API
Model : 100E
Serial Number : 2658 (No. 18)
Range : 500 ppb

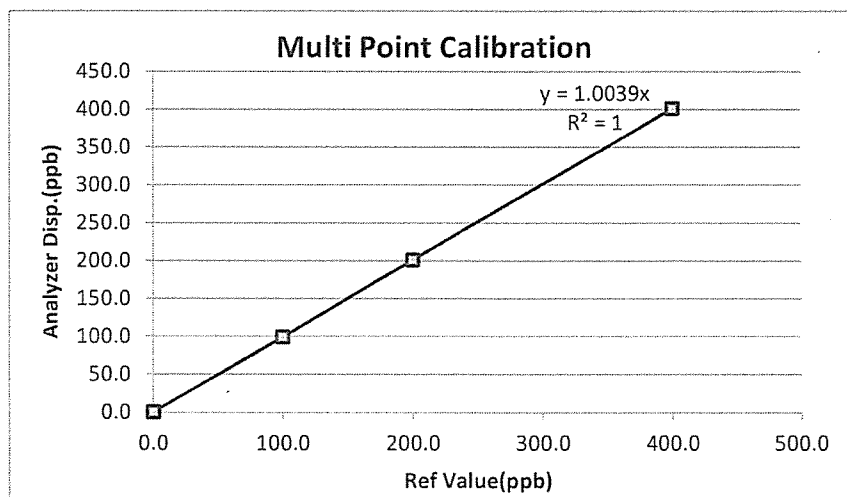
Temperature (°C) : 25 °C
Barometer (mmHg) : 755.0
Humidity (50±15 %) : 50.0 %RH
Dilutor : API M700 S/N 625
Zero Air : API M701 S/N 1926
Standard gas : 118310

Calibration of Span

Supply Gas	Ref Value(ppb)	Before of Span.(ppb)	After of Span.(ppb)	Abs% diff of Span
Zero	0.0	0.8	0.0	0.0
Span	400.0	394.0	400.0	0.0

Multi Point Calibration

Ref Value(ppb)	Analyzer Disp.(ppb)	Output Difference		
		Diff (ppb)	Percent Diff	Abs Percent Diff
0.0	0.4	0.4	0.00	0.10
100.0	99.5	-0.5	-0.01	0.50
200.0	201.3	1.3	0.01	0.65
400.0	401.5	1.5	0.00	0.38
Average Diff (%)				0.41



Calibrate by:

gph S.

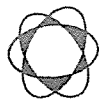
Approved by:

Piyachai B

แก้ไขครั้งที่ : 00

วันที่อนุมัติ 02/09/15

เลขที่แบบฟอร์ม : QF-QP16-06



Thai Environmental Technic Limited
บริษัท เทคนิคสิ่งแวดล้อมไทย จำกัด

Analyzer Calibration Report

Calibrate Date : 16-May-23
Analyzer Type : SO₂
Brand : Teledyne
Model : 100 E
Serial Number : 064 (No.24)
Range : 500 ppm

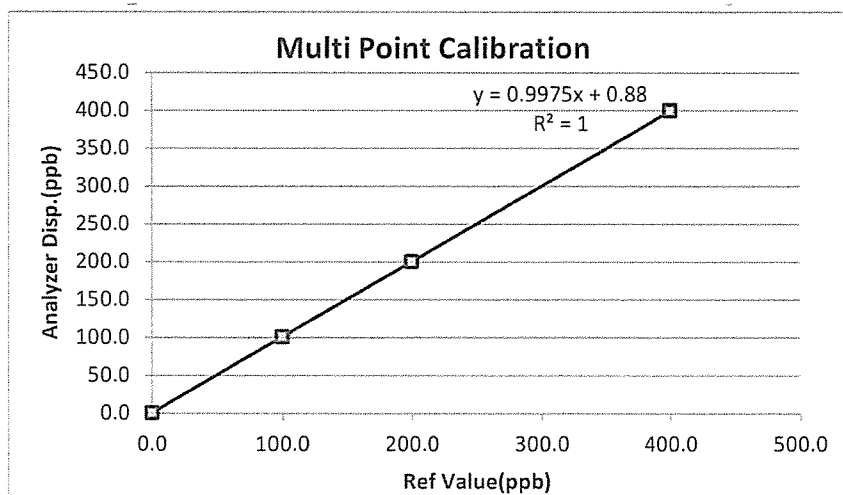
Temperature (°C) : 25°C
Barometer (mmHg) : 758.2
Humidity (50±15 %) : 52.0 %RH
Dilutor : API M700 S/N 625
Zero Air : API M701 S/N 1926
Standard gas : 118310

Calibration of Span

Supply Gas	Ref Value(ppb)	Before of Span.(ppb)	After of Span.(ppb)	Abs% diff of Span
Zero	0.0	0.5	0.0	0.0
Span	400.0	394.0	400.0	0.0

Multi Point Calibration

Ref Value(ppb)	Analyzer Disp.(ppb)	Output Difference		
		Diff (ppb)	Percent Diff	Abs Percent Diff
0.0	0.4	0.4	0.00	0.10
100.0	101.2	1.2	0.01	1.20
200.0	200.5	0.5	0.00	0.25
400.0	399.7	-0.3	0.00	0.08
Average Diff (%)				0.41



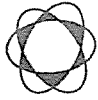
Calibrate by: Yod S

Approved by: Piyachon B

แก้ไขครั้งที่ : 00

วันที่อนุมัติ 02/09/15

เลขที่แบบฟอร์ม : QF-QP16-06



Thai Environmental Technic Limited
บริษัท เทคนิคสิ่งแวดล้อมไทย จำกัด

Analyzer Calibration Report

Calibrate Date : 11-May-23
Analyzer Type : SO₂
Brand : Teledyne
Model : 100 EH
Serial Number : 126
Range : 500 ppb

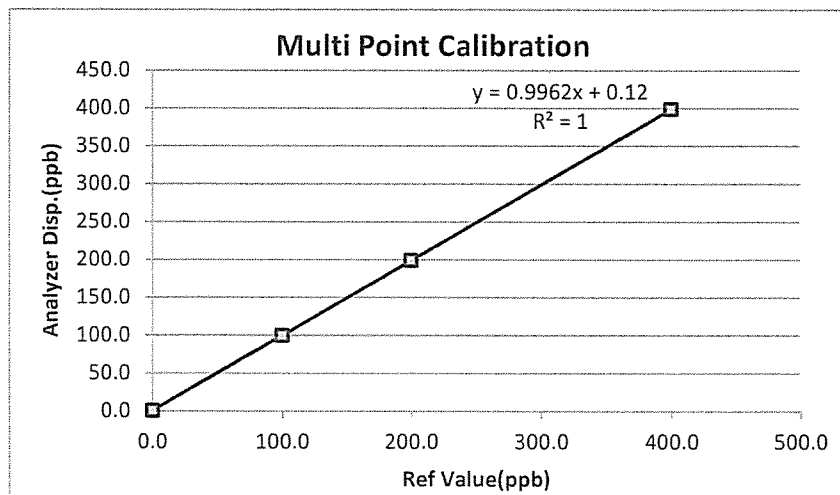
Temperature (°C) : 25°C
Barometer (mmHg) : 759.5
Humidity (50±15 %) : 50.0 %RH
Dilutor : API M700 S/N 625
Zero Air : API M701 S/N 1926
Standard gas : 118310

Calibration of Span

Supply Gas	Ref Value(ppb)	Before of Span.(ppb)	After of Span.(ppb)	Abs% diff of Span
Zero	0.0	5.2	0.0	0.0
Span	400.0	386.0	400.0	0.0

Multi Point Calibration

Ref Value(ppb)	Analyzer Disp.(ppb)	Output Difference		
		Diff (ppb)	Percent Diff	Abs Percent Diff
0.0	0.4	0.4	0.00	0.10
100.0	99.8	-0.2	0.00	0.20
200.0	198.7	-1.3	-0.01	0.65
400.0	398.9	-1.1	0.00	0.28
Average Diff (%)				0.31



Calibrate by:

[Signature]

Approved by:

[Signature]

แก้ไขครั้งที่ : 00

วันที่อนุมัติ 02/09/15

เลขที่แบบฟอร์ม : QF-QP16-06

Certificate Of Analysis
Special Gases Mixture

Customer Details

Name:

Thai Environmental Technic Limited

Address:

1/6 Soi Ramkhamhaeng 45, Khet
Saphansoong, Bangkok 10240

Customer Tag No.:

Certificate Details

Number:	3450/21	Date of Issue:	18-Aug-2021	Expiry date:	18-Aug-2023
Material Details					
Production Order:	90167125	Material Code:	640300-SK-44	Cylinder No.:	A009625K
Gas content:	5.52 M ³	Filling pressure:	145.0 bar	Valve:	CGA 660 SS
Cylinder Owner:	LINDE	Cylinder Material:	Spectra seal	Cylinder Size:	40 L

Laboratory Report

Analytical Result

Component	Nominal Concentration	Analysis Result ¹	Uncertainty ²	Method of Analysis ³	Assay Date
Nitric Oxide	40.0 ppm	39.2 ppm	± 1% relative	(6) I-PB-352	11-Aug & 18-Aug-21
Other NOx impurity in Nitrogen		Less than 1.9 ppm			

Reference Standard used in Assay

Reference Standard	Cylinder number	Concentration	Expiry date:
Nitric Oxide in Nitrogen	2788115G	51.58 ± 0.41 ppm	29-Oct-2022

Analytical Instruments used in Assay

Instrument/Make/Model	Analytical Principle	Last Multipoint Calibration
FTIR Spectrometers Nicolet iS50	FTIR-NO	9-Aug-2021

Recommend usage condition

Minimum utilization: 5% of actual content or before expire date whichever comes first.

Storage condition: Keep in well ventilation and secure area. .

Comments

When reordering, please quote the material number

Note:

1. All results expressed in this report are on mole/mole basis, unless otherwise specified. The Assay of this Standard has been performed in accordance with the EPA Traceability Protocol [EPA-600/R-12/531] for the Assay and Certification of Gaseous Calibration Standards using procedure G1
2. The reported expanded uncertainty is based on a standard uncertainty multiplied by a coverage factor k=2, providing a level of confidence of approximately 95%. The measurement of this material is traceable to the SI through the reference gas standard which is traceable to Swiss National Standard of Mass or other recognised national metrology institutes.
3. (1) Gas Chromatography, (2) Paramagnetic Oxygen Analyzer, (3) Electrochemical Oxygen Analyzer, (4) Electrochemical Moisture Analyzer, (5) Total Hydrocarbon Analyzer, (6) Other - Specified

Sukanya Parinyasoonorn

Signatory for and on behalf of Linde (Thailand) Co., Ltd.

Page 1 of 1

This report shall not be reproduced except in full

ฉบับนี้ (ฉบับนี้) ห้าม (ห้าม)

การคัดลอกหรือทำซ้ำโดยไม่ได้รับอนุญาต

ฉบับ 15 มกราคม 2565 ณ 2/3 หมู่ 14 ตำบลบางนา-ตราด หมู่ 6.5 บางนา

เบอร์โทร โทรสาร 10540 โทรสาร (66) 2338-6100 โทรสาร (66) 2338-6333

เบอร์โทรโทรสาร: 105 หมู่ 5 ตำบลบางนา-ตราด ตำบล 24180

โทรสาร (66) 38.570-479-93

โทรสาร (66) 38.570-323

Linde (Thailand) Public Company Limited 11.11/1. 01 July 2021

P.C. Registration no. 01013700701

15th Floor, Bangna Tower A, 2/3 Moo 14, Bangna Trad Km. 6.5 Road, Bangnaew

Bangkok, Samutprakarn 10540, Tel (66) 2338-6100 Fax (66) 2338-6333

Wellgrow Plant: 105 Moo 5, 1 Bangsarak, A.Bangsarak, Chachoengsao 24180

Thailand, Tel (66) 38.570-479-93

Fax (66) 38.570-323



Thai Environmental Technic Limited
บริษัท เทคนิคสิ่งแวดล้อมไทย จำกัด

Analyzer Calibration Report

Calibrate Date : 10-May-66
Analyzer Type : NOx
Brand : API
Model : 200A
Serial Number : 1982 (No. 16)
Range : 500 ppb

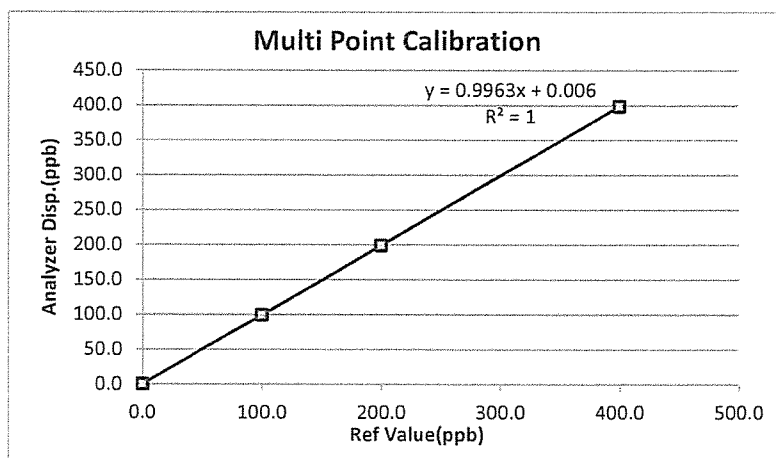
Temperature (°C) : 25°C
Barometer (mmHg) : 759.9
Humidity (50±15 %) : 50.0%RH
Dilutor : API M700 S/N 625
Zero Air : API M701 S/N 1926
Standard gas : A00962 SK

Calibration of Span

Supply Gas	Ref Value(ppb)	Before of Span.(ppb)			After of Span.(ppb)			% diff of Span
		NOx	NO	NO ₂	NOx	NO	NO ₂	
Zero	0.0	1.3	1.1	0.2	0.0	0.0	0.0	0.0
Span	400.0	418.0	411.0	7.0	400.0	400.0	0.0	0.0

Multi Point Calibration

Ref Value(ppb)	Analyzer Disp.(ppb)			Output Difference		
	NOx	NO	NO ₂	Diff(ppb)	% Diff	Abs (%) Diff
0.0	0.5	0.4	0.1	0.41	0.001	0.10
100.0	99.8	99.2	0.6	-0.80	-0.008	0.80
200.0	199.7	199.1	0.6	-0.90	-0.005	0.45
400.0	399.5	398.7	0.8	-1.30	-0.003	0.33
Average Diff (%)						0.42



Calibrate by:

Approved by:

แก้ไขครั้งที่ : 00

วันที่อนุมัติ 02/09/15

เลขที่แบบฟอร์ม : QF-QP16-06



Thai Environmental Technic Limited
บริษัท เทคนิคสิ่งแวดล้อมไทย จำกัด

Analyzer Calibration Report

Calibrate Date : 10-May-23
Analyzer Type : NOx
Brand : API
Model : 200A
Serial Number : 1978 (No. 15)
Range : 500 ppb

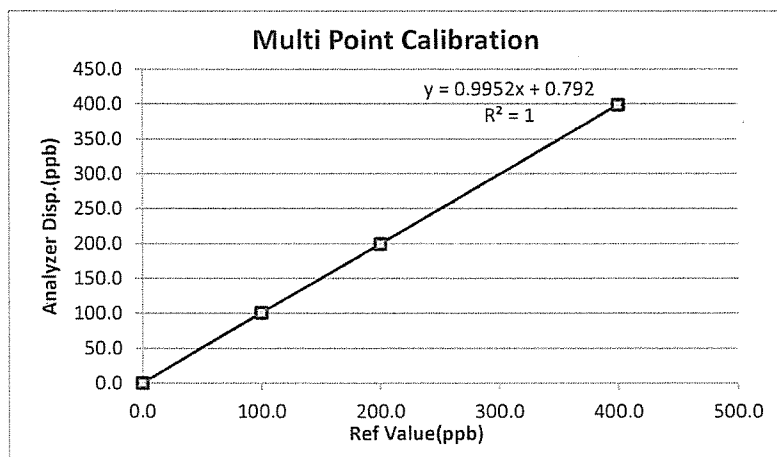
Temperature (°C) : 25 °C
Barometer (mmHg) : 759.9
Humidity (50±15 %) : 50.0%RH
Dilutor : API M700 S/N 625
Zero Air : API M701 S/N 1926
Standard gas : A00962 SK

Calibration of Span

Supply Gas	Ref Value(ppb)	Before of Span.(ppb)			After of Span.(ppb)			% diff of Span
		NOx	NO	NO ₂	NOx	NO	NO ₂	
Zero	0.0	0.6	0.6	0.0	0.0	0.0	0.0	0.0
Span	400.0	412.0	109.0	2.9	400.0	400.0	0.0	0.0

Multi Point Calibration

Ref Value(ppb)	Analyzer Disp.(ppb)			Output Difference		
	NOx	NO	NO ₂	Diff(ppb)	% Diff	Abs (%) Diff
0.0	0.5	0.3	0.2	0.32	0.001	0.08
100.0	101.2	101.1	0.1	1.10	0.011	1.10
200.0	199.8	199.6	0.2	-0.40	-0.002	0.20
400.0	399.4	398.8	0.6	-1.20	-0.003	0.30
Average Diff (%)						0.42



Calibrate by:

[Signature]

Approved by:

[Signature]



Thai Environmental Technic Limited
บริษัท เทคโนโลยีสิ่งแวดล้อมไทย จำกัด

Analyzer Calibration Report

Calibrate Date : 10-May-23
Analyzer Type : NOx
Brand : API
Model : 200 A
Serial Number : 542 (No. 29)
Range : 500 ppb

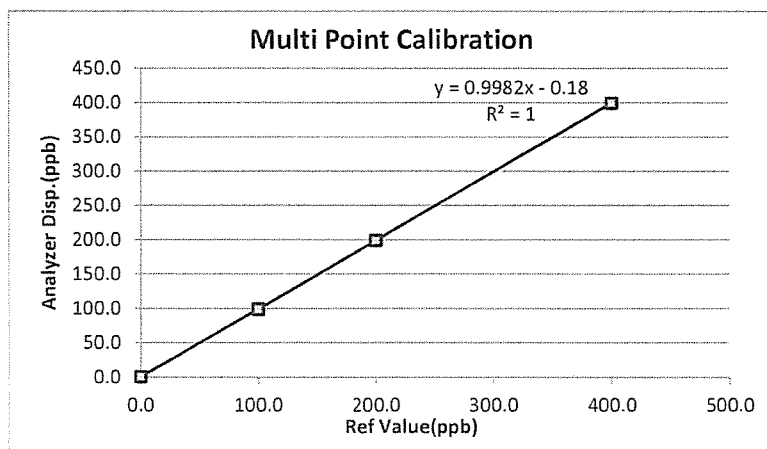
Temperature (°C) : 25 °C
Barometer (mmHg) : 759.9
Humidity (50±15 %) : 50.0%RH
Dilutor : API M700 S/N 625
Zero Air : API M701 S/N 1926
Standard gas : A00962 SK

Calibration of Span

Supply Gas	Ref Value(ppb)	Before of Span.(ppb)			After of Span.(ppb)			% diff of Span
		NOx	NO	NO ₂	NOx	NO	NO ₂	
Zero	0.0	0.7	0.5	0.2	0.0	0.0	0.0	0.0
Span	400.0	411.0	407.0	4.0	400.0	400.0	0.0	0.0

Multi Point Calibration

Ref Value(ppb)	Analyzer Disp.(ppb)			Output Difference		
	NOx	NO	NO ₂	Diff(ppb)	% Diff	Abs (%) Diff
0.0	0.5	0.4	0.1	0.40	0.001	0.10
100.0	99.8	99.1	0.7	-0.90	-0.009	0.90
200.0	199.3	199.1	0.2	-0.90	-0.005	0.45
400.0	399.7	399.4	0.3	-0.60	-0.002	0.15
Average Diff (%)						0.50



Calibrate by:

Approved by:



Thai Environmental Technic Limited
บริษัท เทคนิคสิ่งแวดล้อมไทย จำกัด

Analyzer Calibration Report

Calibrate Date : 12-May-23
Analyzer Type : NOx
Brand : Teledyne
Model : 200 E
Serial Number : 974 (No. 34)
Range : 500 ppb

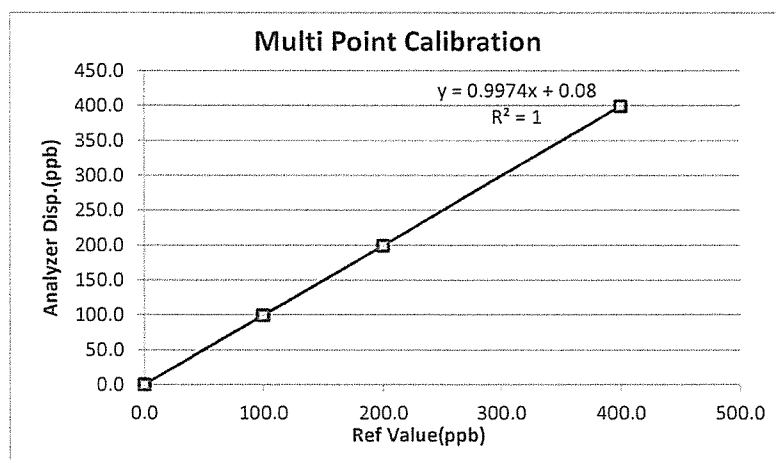
Temperature (°C) : 25°C
Barometer (mmHg) : 760.0
Humidity (50±15 %) : 50.0%RH
Dilutor : API M700 S/N 625
Zero Air : API M701 S/N 1926
Standard gas : A00962 SK

Calibration of Span

Supply Gas	Ref Value(ppb)	Before of Span.(ppb)			After of Span.(ppb)			% diff of Span
		NOx	NO	NO ₂	NOx	NO	NO ₂	
Zero	0.0	2.3	2.1	0.2	0.0	0.0	0.0	0.0
Span	400.0	398.7	395.2	3.5	400.0	400.0	0.0	0.0

Multi Point Calibration

Ref Value(ppb)	Analyzer Disp.(ppb)			Output Difference		
	NOx	NO	NO ₂	Diff(ppb)	% Diff	Abs (%) Diff
0.0	0.4	0.4	0.0	0.40	0.001	0.10
100.0	99.7	99.5	0.2	-0.50	-0.005	0.50
200.0	199.6	199.4	0.3	-0.60	-0.003	0.30
400.0	399.8	399.2	0.6	-0.80	-0.002	0.20
Average Diff (%)						0.28



Calibrate by:

[Signature]

Approved by:

[Signature]



THAI METEOROLOGICAL DEPARTMENT

4353 Sukhumvit, Bangna, Bangkok 10260 Tel. 081-454-2804, 0-2399-0469

Calibration Certificate

Issued by : Calibration & Test Section : Meteorological Instruments Bureau

Date of Issue 18 August, 2022

Certification No. 296/22

Page : 1 of 2

Object : Wind speed and wind direction

Manufacturer : Davis Instruments Inc.

Type : Weather Wizard III

Serial No. : WE00405A32 ID No. : No.11

Customer : Thai Environmental Technic Limited.
1/6 Soi Ramkhamhaeng 145,
Khwaeng/Khet Saphan Sung, Bangkok 10240.

Calibration Condition : Temperature 25.1 °C Barometric Pressure 1005.8 hPa

NATIONAL STANDARD WIND TUNNEL :

: Thermal Anemometer 642 S/N 91563

: HOOK GAGE NO 1425 Pitot Tube Theodor Friedrichs Type 0800.0000 serial 9023

N.I.S.T. Test Reference Number 731/241460 : Standard Velocity at 20 - 30 m/sec

: Ultrasonic Anemometer Model DA-650-3TV (sensor TR-90AH)

Serial Number 110730029 (sensor 120629586)

JAPAN QUALITY ASSURANCE ORGANIZATION

: Standard Velocity at 0 - 20 m/sec


Calibrated by :

Mr. Watcharapol Subwat

Mechanical Engineer

Signed :

Mr. Risood Promsut





THAI METEOROLOGICAL DEPARTMENT

4353 Sukhumvit, Bangna, Bangkok 10260 Tel. 081-454-2804,0-2399-0469

The Result of Calibration

Certification No. 296/22

18 August, 2022

Page : 2 of 2

Standard Ultrasonic Anemometer m/sec	HOOK GAGE NO. 1425			TESTED ANEMOMETER	
	Pressure inches H2O	Vacumm inches H2O	Velocity m/sec	Velocity m/sec	Correction m/sec
1.00	-	-	-	0.9	0.10
3.02	-	-	-	2.7	0.32
5.00	-	-	-	4.9	0.10
7.00	-	-	-	6.7	0.30
9.02	-	-	-	8.9	0.12
11.01	-	-	-	10.7	0.31
13.01	-	-	-	13.0	0.01
15.01	-	-	-	14.8	0.21
17.02	-	-	-	17.0	0.02
20.02	-	-	-	20.1	-0.08


Wind Aloft Plotting Board.	
US.DEPARTMENT OF COMMERCE WEATHER BUREAU	
WIND DIRETION	TESTED WIND DIRECTION
0	0
90	90
180	180
270	270

Calibrated by :

Mr. Watcharapol Subwat

Mechanical Engineer

Calibration & Test Section
Meteorological Instruments Bureau





THAILAND INSTITUTE OF SCIENTIFIC AND TECHNOLOGICAL RESEARCH (TISTR)

Request No. 21-66/0197

MTC No. EEL. BP. 60/0166

CALIBRATION CERTIFICATE

Submitted by : THAI ENVIRONMENTAL TECHNIC LIMITED.

Address : 1/6 Soi Ramkhamhaeng 145, Khwaeng/Khet Saphansung, Bangkok 10240.

Calibrated at : Electrical and Electronic Standards Laboratory, Industrial Metrology and Testing Service Centre.
: Soi 1C, Bangpoo Industrial Estate, Sukhumvit Rd., Muang, Samutprakan 10280.

Instrument Calibrated :

Description : Sound Calibrator

Manufacturer : Tenmars

Model : TM-100

Serial No. : 181203570

Ambient Environment

Temperature : $(23 \pm 3) ^\circ\text{C}$

Relative Humidity : $(50 \pm 15) \%$

Ambient Pressure : $(101.325 \pm 1.500) \text{ kPa}$

Standards used : 1. Digital Function Synthesizer NF Electronic DF-193A S/N 122037.

2. Measuring Amplifier Bruel&Kjaer 2636 S/N 1537484.

3. Programmable Attenuator Tamagawa TPA-303A S/N OF 2214.

4. Digital Multimeter Agilent 34401A S/N MY44005560.

5. Pressure Transmitter Vaisala PTB202AD S/N T0650001.

6. Audio Analyzer Keithley 2015-P S/N 4106495.

7. Condenser Microphone Bruel&Kjaer 4180 S/N 2889871.

Calibration Procedure: CP-102-04 based on IEC 60942-2003. The sound pressure level of instrument was measured by standard microphone using an insert voltage technique.

This instrument has been calibrated against standards maintained at Electrical and Electronic Standards Laboratory (EEL), which are traceable to the International System of Units through the National Institute of Metrology (Thailand).

The information on actual reading is attached herewith and the uncertainty limits quoted refer to the measured values only.

Date of Receipt : 10 Jan. 2023

Date of Calibration : 16 Jan. 2023

1 / 3

The results relate only to the items tested/calibrated or value assigned.

Advertising the Report/Certificate and publicity of the results except in full are prohibited unless written permission is obtained from the governor of TISTR.

FM.BL.MTC.002 Rev.4

Head Office

35 Mu 3 Tambon Khlong Ha, Amphoe Khlong Luang,
Changwat Pathumthani 12120, Thailand

Tel. (66) 0 2577 9000

Fax. (66) 0 2577 9009

E-mail : rumpai@tistr.or.th Website:www.tistr.or.th

Office/Laboratory

Soi 1C, Bangpoo Industrial Estate, Sukhumvit Road,
Amphoe Muang, Changwat Samutprakan 10280, Thailand

Tel. (66) 0 2323 1672-80 ext. 115, 116

Fax. (66) 0 2323 9165

E-mail : mtc@tistr.or.th

Office

196 Phahonyothin Road, Chatuchak, Bangkok 10900,
Thailand

Tel. (66) 0 2579 1121-30 ext. 5219, 5225, 5217

Fax. (66) 0 2579 8592

E-mail : sumalee@tistr.or.th

THAILAND INSTITUTE OF SCIENTIFIC AND TECHNOLOGICAL RESEARCH (TISTR)

Request No. 21-66/0197

MTC No. EEL. BP. 60/0166

The reported expanded uncertainty is based upon a standard uncertainty multiplied by a coverage factor $k = 2$, providing a level of confidence of approximately 95%.

Nominal Output of Unit Under Test = 94 dB re 20 μ Pa at 1000 Hz

Acoustic Output in dB re 20 μ Pa, Corrected to Reference Conditions : 101.325 kPa, 23.0°C and 50 %RH

1. Sound Pressure Level

Standard Microphone Type	Measured Sound Pressure Level (dB)	Deviated value (dB)	Uncertainty (dB)	Tolerance limit IEC60942:2003 Class 2
1/2 inch Bruel&Kjaer 4180	94.26	0.26	± 0.10	± 0.75 dB

2. Frequency

Standard Microphone Type	Measured Frequency (Hz)	Deviated value (Hz)	Uncertainty (Hz)	Tolerance limit IEC60942:2003 Class 2
1/2 inch Bruel&Kjaer 4180	989.3	-10.7	± 1.5	$\pm 2.0\%$

3. Total distortion

Standard Microphone Type	Measured Total distortion (%)	Uncertainty (%)	Tolerance limit IEC60942:2003 Class 2
1/2 inch Bruel&Kjaer 4180	2.20	± 0.50	$\pm 4.0\%$

Note : 1. No adjustment.

2. The calibrator pressure correction was not included.

3. The microphone volume correction was not included.

Date of Calibration : 16 Jan. 2023

2/3

The results relate only to the items tested/calibrated or value assigned.

Advertising the Report/Certificate and publicity of the results except in full are prohibited unless written permission is obtained from the governor of TISTR.

FM.BL.MTC.002 Rev.4

Head Office
35 Mu 3 Tambon Khlong Ha, Amphoe Khlong Luang,
Changwat Pathumthani 12120, Thailand
Tel. (66) 0 2577 9000
Fax. (66) 0 2577 9009
E-mail : rumpai@tistr.or.th Website:www.tistr.or.th

Office/Laboratory
Soi 1C, Bangpoo Industrial Estate, Sukhumvit Road,
Amphoe Muang, Changwat Samutprakan 10280, Thailand
Tel. (66) 0 2323 1672-80 ext. 115, 116
Fax. (66) 0 2323 9165
E-mail : mtc@tistr.or.th

Office
196 Phahonyothin Road, Chatuchak, Bangkok 10900,
Thailand
Tel. (66) 0 2579 1121-30 ext. 5219, 5225, 5217
Fax. (66) 0 2579 8592
E-mail : surnalee@tistr.or.th

THAILAND INSTITUTE OF SCIENTIFIC AND TECHNOLOGICAL RESEARCH (TISTR)

Request No. 21-66/0197

MTC No. EEL. BP. 60/0166

Nominal Output of Unit Under Test = 114 dB re 20 μ Pa at 1000 Hz

Acoustic Output in dB re 20 μ Pa , Corrected to Reference Conditions : 101.325 kPa , 23.0 °C and 50 %RH

1. Sound Pressure Level

Standard Microphone Type	Measured Sound Pressure Level (dB)	Deviated value (dB)	Uncertainty (dB)	Tolerance limit IEC60942:2003 Class 2
1/2 inch Bruel&Kjaer 4180	113.96	-0.04	± 0.10	± 0.75 dB

2. Frequency

Standard Microphone Type	Measured Frequency (Hz)	Deviated value (Hz)	Uncertainty (Hz)	Tolerance limit IEC60942:2003 Class 2
1/2 inch Bruel&Kjaer 4180	985.1	-14.9	± 1.5	$\pm 2.0\%$

3. Total Distortion


Standard Microphone Type	Measured Total Distortion (%)	Uncertainty (%)	Tolerance limit IEC60942:2003 Class 2
1/2 inch Bruel&Kjaer 4180	2.60	± 0.60	$\pm 4.0\%$

Note : 1. No adjustment.


2. The calibrator pressure correction was not included.

3. The microphone volume correction was not included.

Calibrated by :


(Mr. Weerachai Deechaiyae)

Approved by :


(Mr. Prawate Kluaypa)

Director

Electrical and Electronic Standards Laboratory

Industrial Metrology and Testing Service Centre

Date of Calibration : 16 Jan. 2023

Date of Issue : 18 Jan. 2023

Ref : 2011266011000062001

End of Certificate

3 / 3

The results relate only to the items tested/calibrated or value assigned.

Advertising the Report/Certificate and publicity of the results except in full are prohibited unless written permission is obtained from the governor of TISTR.

FM.BL.MTC.002 Rev.4

Head Office

35 Mu 3 Tambon Khlong Ha, Amphoe Khlong Luang,
Changwat Pathumthani 12120, Thailand
Tel. (66) 0 2577 9000
Fax. (66) 0 2577 9009
E-mail : rumpai@tistr.or.th Website:www.tistr.or.th

Office/Laboratory

Soi 1C, Bangpoo Industrial Estate, Sukhumvit Road,
Amphoe Muang, Changwat Samutprakan 10280, Thailand
Tel. (66) 0 2323 1672-80 ext. 115, 116
Fax. (66) 0 2323 9165
E-mail : mtc@tistr.or.th

Office

196 Phahonyothin Road, Chatuchak, Bangkok 10900,
Thailand
Tel. (66) 0 2579 1121-30 ext. 5219, 5225, 5217
Fax. (66) 0 2579 8592
E-mail : sumalee@tistr.or.th




Thai Environmental Technic Limited
บริษัท เทคโนโลยีสิ่งแวดล้อมไทย จำกัด

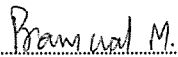
Sound Level Meter Calibration Report

Equipment Type : Sound Level Meter
Calibrator : TENMARS Sound Calibrator TM-100
Standard : IEC 60942
Accuracy : 94.0 ±0.3 dB and 114.0±0.5 dB
Frequency : at 1,000 Hz ±1%
Calibrator Serial NO. : 181203570

Calibration Date : 24-June-2023
Barometric pressure (mmHg) : 759.0 mmHg
Temperature (23±3)°C : 25 °C
Relative Humidity(50±15 %) : 45.0 % RH
Dued Date of Calibrate : 31-July-2023

Item	Instrument Calibrated			Reference Acoustic dB	Before Adjust				After Adjust ± dB	Deviation ± dB	Result Calibrate
	Brand	Model	Serial NO.		ครั้งที่ 1	ครั้งที่ 2	ครั้งที่ 3	เฉลี่ย			
51	ACO	6236	152077	94.0	94.1	94.1	94.1	94.1	94.0	0.1	PASS
				114.0	114.0	114.0	114.0	114.0			
52	ACO	6226	150142	94.0	93.9	93.9	93.9	93.9	94.0	0.1	PASS
				114.0	113.9	113.9	113.9	113.9			
53	ACO	6226	160095	94.0	93.9	93.9	93.9	93.9	94.0	0.1	PASS
				114.0	113.9	113.9	113.9	113.9			
54	ACO	6226	160096	94.0	93.9	93.9	93.9	93.9	94.0	0.1	PASS
				114.0	113.9	113.9	113.9	113.9			
55	ACO	6226	160097	94.0	93.9	93.9	93.9	93.9	94.0	0.1	PASS
				114.0	113.9	113.9	113.9	113.9			
56	ACO	6226	160098	94.0	94.1	94.1	94.1	94.1	94.0	0.1	PASS
				114.0	114.0	114.0	114.0	114.0			
57	ACO	6226	160099	94.0	93.8	93.8	93.8	93.8	94.0	0.2	PASS
				114.0	113.7	113.7	113.7	113.7			
58	ACO	6226	160143	94.0	93.9	93.9	93.9	93.9	94.0	0.1	PASS
				114.0	113.8	113.8	113.8	113.8			
59	ACO	6226	160203	94.0	94.1	94.1	94.1	94.1	94.0	0.1	PASS
				114.0	113.9	113.9	113.9	113.9			
60	ACO	6226	160204	94.0	94.3	94.3	94.3	94.3	94.0	0.3	PASS
				114.0	114.2	114.2	114.2	114.2			

Calibration By : 

Approve by : 




Thai Environmental Technic Limited
บริษัท เทคนิคสิ่งแวดล้อมไทย จำกัด

Sound Level Meter Calibration Report

Equipment Type	: Sound Level Meter	Calibration Date	: 24-June-2023
Calibrator	: TENMARS Sound Calibrator TM-100	Barometric pressure (mmHg)	: 759.0 mmHg
Standard	: IEC 60942	Temperature (23±3)°C	: 25 °C
Accuracy	: 94.0 ±0.3 dB and 114.0±0.5 dB	Relative Humidity(50±15 %)	: 45.0 % RH
Frequency	: at 1,000 Hz ±1%	Dued Date of Calibrate	: 31-July-2023
Calibrator Serial NO.	: 181203570		

Item	Instrument Calibrated			Reference Acoustic dB	Before Adjust				After Adjust ± dB	Deviation ± dB	Result Calibrate
	Brand	Model	Serial NO.		ครั้งที่ 1	ครั้งที่ 2	ครั้งที่ 3	เฉลี่ย			
61	ACO	6226	160205	94.0	94.0	94.0	94.0	94.0	94.0	0.0	PASS
				114.0	114.0	114.0	114.0	114.0			
62	ACO	6226	160211	94.0	94.0	94.0	94.0	94.0	94.0	0.0	PASS
				114.0	114.0	114.0	114.0	114.0			
63	ACO	6226	160212	94.0	94.1	94.1	94.1	94.1	94.0	0.1	PASS
				114.0	114.0	114.0	114.0	114.0			
64	ACO	6226	160213	94.0	94.1	94.1	94.1	94.1	94.0	0.1	PASS
				114.0	114.0	114.0	114.0	114.0			
66	ACO	6226	160215	94.0	93.7	93.7	93.7	93.7	94.0	0.3	PASS
				114.0	113.7	113.7	113.7	113.7			
67	ACO	6226	160216	94.0	94.1	94.1	94.1	94.1	94.0	0.1	PASS
				114.0	114.1	114.1	114.1	114.1			
68	ACO	6236	222036	94.0	93.9	93.9	93.9	93.9	94.0	0.1	PASS
				114.0	113.9	113.9	113.9	113.9			
69	ACO	6236	222037	94.0	94.1	94.1	94.1	94.1	94.0	0.1	PASS
				114.0	114.0	114.0	114.0	114.0			
70	ACO	6236	222038	94.0	94.1	94.1	94.1	94.1	94.0	0.1	PASS
				114.0	2114.0	2114.0	2114.0	2114.0			
71	ACO	6236	222039	94.0	94.0	94.0	94.0	94.0	94.0	0.0	PASS
				114.0	114.0	114.0	114.0	114.0			
72	ACO	6236	222040	94.0	94.0	94.0	94.0	94.0	94.0	0.0	PASS
				114.0	114.0	114.0	114.0	114.0			

Calibration By : 

Approve by : 